

FENDT

CARAVAN



APERO • BIANCO • TENDENZA • DIAMANT

www.fendt-caravan.com

2023

Contents

04	<i>Living, sleeping, cooking, sanitary facilities</i>
20	<i>Modern, attractive, automotive – the new look of Fendt caravans</i>
24	APERIO
38	BIANCO
52	TENDENZA
66	DIAMANT
80	<i>All series – chassis, exterior construction</i>
81	<i>Model overview/bed overview</i>
82	<i>Customised additional fittings</i>
86	<i>Dimensions and weights of all model ranges</i>
87	<i>Explanation of symbols</i>



APERIO / BIANCO / TENDENZA / DIAMANT

The heart of our caravan – the living area

Fendt-Caravan relies on high-quality furniture construction in real "carpenter quality". Likewise, all upholstery is manufactured at the highest level in terms of workmanship and design. Well-designed, partly indirect, lighting with selective reading spotlights ensures accentuated, energy-saving and harmonious lighting conditions throughout the entire caravan.



LED lighting

LED reading spotlights





Seating area with a free-standing table

The popular round or U-shaped suites of seats are equipped with a stable, free-standing, single-leg lifting table or a stable lifting table, which is not only very practical, but also allows for maximum comfort and convenience due to the flexible positioning options.



Seating group with hook-in table

This seating group arrangement impresses with two opposite benches and a table standing in the middle, with a stable wall mount that can be easily folded in by means of a practical swivelling table leg. The large tabletop offers plenty of space for, e.g., an extensive breakfast or a jovial games evening in a convivial atmosphere.



Division of the bench – convenient use of storage options



Bench end wall flap – easily accessible storage space *

APERO / BIANCO / TENDENZA / DIAMANT

* certain models only



Storage boxes – with plenty of space



Phthalate-free vinyl flooring – modern, durable and easy to maintain



Fly-screen door *

You will enjoy the highest quality of living in our caravans

Starting with this model year, all Fendt caravans have a headroom of 198 cm. The interior design-scapes used at Fendt-Caravan – as a typical distinguishing characteristic – consist of eight different fabric variants and an optional genuine leather finish as well as four separate wooden styles. The interior designs, which are coordinated in detail, underline the special features of the individual series. All our seating groups are equipped with ergonomically shaped back cushions and winter backrests, are high density, and offer plenty of space for relaxation and recreation. The numerous lighting elements can be individually controlled according to preference and mood. Folding/sliding doors can be used to deliberately separate rooms. Roof hoods with a crank handle, forced ventilation, an integrated blackout pleated blind and a roller fly screen, as well as the vent windows, provide fresh air as desired. The storage boxes, with generous storage space, are optimally ventilated and partly equipped with indirect LED lighting. A trendy, durable, easy-care and phthalate-free vinyl floor is installed in the caravan, which stands out for its high durability. The overlapped carpet (partly optional) underlines the comfort of our caravans. Depending on the series, a fly-screen door is available as standard or as an option. A carpet with the Fendt-Caravan logo in the door opening provides a pleasant welcome for owners and guests.



Ceiling light/roof hood



Vent windows that can be operated with one hand

Made for you – our sleeping areas

On holiday, you want to feel just as comfortable as at home and, of course, this also includes comfortable sleeping arrangements. With our caravans, you can incorporate your individual wishes or preferences for a comfortable sleeping experience. The base is a sprung wooden slatted base with mobile-mounted permanently elastic bridging joints that can furthermore be individually and variably adjusted in segmented regions with respect to its degree of hardness. In addition to the mattresses used as part of the

standard fittings, you have further individual options to choose from in the range of optional extra fittings. Even the floor plan design accommodates different bed variants. Single beds, for example, offer the advantage that you can change your sleeping position more often or get up at night without disturbing your partner. Separate beds can be identified by the "G" in the model name. With the bed-widening option, the single beds can also be turned into a large, continuous and comfortable lying surface in just a few simple steps. The "F" in the model names indicates the French bed variant. Double beds offer a large lying surface without a clear boundary and are sub-divided into double beds, which are

accessible from either one or two sides, and queen beds – these bed variants are free-standing in the space and are accessible from three sides. Bunk beds are particularly suitable for family holidays with children. These are usually designed for two children, but some are also available with a third bed as an optional extra. Of course, child locks are available as standard for the upper beds. Our bunk beds are each designed for 75 kg and are marked by a "K" in the vehicle name. With their slatted base installations supported by shock absorbers, all our bed variants offer you a very easily accessible, well ventilated, and, above all, generous storage space (single and double beds).



7-zone climate comfort foam mattress
(series in Diamant)



7-zone comfort foam mattress
(series in Tendenza)



Interior-sprung mattress
(series in Apero and Bianco)



APERO / BIANCO / TENDENZA / DIAMANT

The right sleeping option



Extendable slatted bed base * and bed filler * for enlarging the lying surfaces



***Slatted frames** in premium-quality*



***Liftomat technology** for easily opening and closing the bed frame*



Seating groups can be converted into sleeping places

At least two sleeping places are already permanently installed in each of our Fendt caravans. For additional sleeping possibilities, the seating groups in most of our floor plans can be simply converted as standard to variable sleeping possibilities.



Safe bunk beds

*Child locks come as standard on the upper beds. A stable aluminium ladder ensures you can climb into bed safely. **



** certain models only*



Single beds



Double bed



Queen bed

our kitchens for your gourmet trip

Optimally equipped on the go. Modern technology with loads of useful extras for your holiday kitchen. Whether a quick snack or extensive menus – you have everything on board to prepare your favourite dishes. Storage boxes, drawers, shelves, work surfaces and large refrigerators provide abundant storage for your delicious creations.



APERO / BIANCO / TENDENZA / DIAMANT



Galley kitchen

The galley kitchen is the most commonly used kitchen at Fendt-Caravan Kitchen type: Equipped with large storage facilities, these kitchen units form a central element in the heart of the caravan and offer an enormous amount of free space with this partitioning.



Rear kitchen

The rear kitchen from Fendt-Caravan is a separate kitchen at the back of the caravan with storage areas and plenty of room for the chef to move.

Modern technology makes cooking easier



Stove (3-burner) with separate sink *



Stove (3-burner) with oven and grill *



Absorption refrigerator, 98 l *
(when freezer compartment is removed)



Absorption refrigerator, Slim-Tower 133 l *
(when freezer compartment is removed)



Compressor refrigerator, Slim-Tower 154 l *
(when freezer compartment is removed)



Compressor refrigerator, Slim-Tower 177 l *
(when freezer compartment is removed)



Extractor hood (depending on model, as an optional extra) *



Push-lock fasteners



Pleated roller blind



Microwave (depending on model, as an optional extra) *



LED light strip above the kitchen *

APERO / BIANCO / TENDENZA / DIAMANT

* certain models only



our bathrooms - your wellness areas

Different bathroom variants are offered in Fendt caravans. The bathrooms with a separate shower are identified by the "D" in the model name. All washrooms and their fittings, layout and features are optimally adapted to a wide variety of habits and requirements. The selected materials are high quality and particularly easy to clean. All our bathrooms are modern and comfortable, so you can enjoy your own personal wellness area every day.



**Robust washroom door
with a high-quality latch lock**

APERO / BIANCO / TENDENZA / DIAMANT



Open washroom with separate toilet

Space-saving storage wizard with open washroom with mirror as well as cupboard and storage spaces in the sleeping area. In addition, separate toilet with shelves and cupboards.



Enclosed central washroom

The central washroom is an enclosed, complete bathroom on the side of the vehicle in the middle. In addition to the washbasin, it offers large wall units and generous shelves as well as an illuminated mirror.



Enclosed rear washroom with shower

The rear washroom is an enclosed bathroom with a shower, in the rear of the vehicle. This generous solution offers everything you need in a bathroom – including a shower.



Drainage on the left side – ensures more convenient disposal



Fresh water tank with lockable tank cap and integrated overflow/emptying nozzle



Washbasin in white made of high-quality plastic *



Washbasin in a solid surface material *



Washbasin in stainless steel *



Bench toilet C 500 (Thetford) or **swivel-bowl toilet** (Thetford, not illustrated) *

APERO / BIANCO / TENDENZA / DIAMANT

* certain models only

The new exterior design for 2023

This season, all our models once again feature a new Fendt exterior design. A Fendt caravan has always been recognisable as such at first sight. Now, the entire fleet has been fine-tuned to the look of the future. Smooth, easy-care yet robust surfaces, elegant shapes and flat windows all around, together with modern decor, round off the look perfectly.



APERO / BIANCO / TENDENZA / DIAMANT

Recognisably different – the new exterior design for 2023



APERO / BIANCO / TENDENZA



DIAMANT

Stylish rear views with innovative, edge-lit LED taillights with a "glowing surface effect" in an automotive look



Bottle crate with generous, well-organised storage space



Stable-form corner steadies, extended crank supports

APERO / BIANCO / TENDENZA / DIAMANT

Every detail is well-designed

In addition to the modern design, each of our Fendt caravans has numerous practical solutions in the outdoor area that make everyday life easier for every caravaner, both on the road and at the campsite.



Vent window

Double-glazed, tinted windows that can be operated with one hand and combined fly screen/blackout roller blind.

Entrance doors

Safe entry and exit thanks to an integrated step and good ventilation options.



Diffuser (rear apron) and extended crank supports



Resistant roof made of GRP (optional extra)



Easily accessible external connections

Experience a trendy lifestyle



APER0

***Modern, lively
holiday home***

APERO 495 SG / *Sunset*



APERRO 465 SFB / *Spring*



495 SG / *Sunset*

Chilling, playing, chatting, sitting, eating

Modern furniture fronts and a variety of seating arrangements provide the foundation for cosy times together.



495 SG / *Sunset*

Sweet dreams

There's plenty of room for these in our attractive bunk bed variants or our single or double beds. Additional sleeping places can also be created by simply converting the seating suites. This way, you can relax to your heart's content.



465 SFB



495 SG



APERO 495 SG




Cooking fun included

Fantastic kitchen fittings allow you to prepare delicious meals quickly and easily.



APERO 495 SG



Living room/sleeping area

- Furniture in "Norfolk decor"
- "Spring" or "Sunset" upholstery variants
- LED lighting
- Ceiling lamp (LED/12 V) with 1 circuit
- Folding sliding door
- Clothes rack in the sleeping area*
- Lifting table in the round seating suite*
- Indirect lighting (LED)
- Slatted frames with fully flexible and permanently elastic bridged joints and hardness adjustment (single and double beds)
- Reading spotlights (12 V) in the round seating suite*
- Reading spotlights (12 V) in the sleeping area
- Lift-O-Mat (single and double beds)
- Mattresses: interior-sprung (single and double beds)
- MINI and MIDI roof hood (Dometic) with crank, forced ventilation, integrated blackout pleated blind and roller fly screen
- Ergonomically shaped back padding
- High-density seat upholstery
- Ventilated storage compartments with indirect ceiling lighting (LED)
- Carpet in the door sill with the Fendt-Caravan logo
- Vinyl flooring, hard-wearing, easy to care for
- Winter backrests

Kitchen/bathroom

- Waste collector integrated into the entrance door
- Workplace lighting (LED)
- Bathroom lighting (LED/12 V)
- Cutlery inserts with a soft-touch surface
- Shower cubicle*
- Towel/clothes hooks and toilet paper holder *
- Stove (3-burner) with safety pilot, automatic ignition, matt, enamelled stove grates, glass cover and separate sink with glass cover
- Comfort pleated roller blind on the kitchen window
- Kitchens with large drawers*
- Absorption refrigerator (98 l when freezer compartment is removed) that can be opened from both sides, with interior lighting*
- Absorption refrigerator (133 l when freezer compartment is removed), slim tower, that can be opened from both sides, with interior lighting*
- Kitchen mixer tap made of plastic
- Central washrooms* with large wall units, generous shelves under the sink and an illuminated mirror
- Mirror cabinet in the open bathroom*
- Flush toilet with diode level indicator and holding tank (rollable)*
- Kitchen and bathroom storage compartments with soft-close hinges
- Washbasin in white with shelves, bathroom cabinet and illuminated mirror
- Washroom window, hinged, made of frosted glass with blackout roller blind and roller fly screen

Water

- Mobile waste water tank (24 L)
- Fresh water (fixed tank 10^d/25^e litres) with external filling *
- Fresh water (fixed tank 10^d/45^e litres) with external filling *
- Fresh water level indicator
- Truma-Therme 230 V water heating with mixer tap

Multimedia

- TV cabling (230 V socket)

Technology/heating/air conditioning

- Truma S 3004 and S 5004 gas heaters with automatic ignition*
- Smoke detector
- Switch on the entrance door for the ceiling light and awning light
- Switching power supply 350 W
- Fuse box (230 V) with residual current device (safety switch)
- Spotlight(s) (LED/12 V)
- 230 V sockets
- USB double socket(s)
- Warm air system with fan (1 x 12 V) *
- Warm air system with fan (2 x 12 V) *

* certain models only

For an explanation of the symbols, see page 87



APERO Quality in series



465 SFB		
Total length	cm	703
Total width	cm	232
Sleeping spaces		4
Technically permitted total mass	kg	1500 ^{g)}
Mass in running order	kg ^{c)}	1281



465 TG		
Total length	cm	703
Total width	cm	232
Sleeping spaces		4
Technically permitted total mass	kg	1500 ^{g)}
Mass in running order	kg ^{c)}	1285



495 SFB		
Total length	cm	722
Total width	cm	232
Sleeping spaces		4
Technically permitted total mass	kg	1600 / 1700 ^{h) g)}
Mass in running order	kg ^{c)}	1353



495 SG		
Total length	cm	722
Total width	cm	232
Sleeping spaces		4
Technically permitted total mass	kg	1600 / 1700 ^{h) g)}
Mass in running order	kg ^{c)}	1369



495 SKM		
Total length	cm	722
Total width	cm	232
Sleeping spaces		5
Technically permitted total mass	kg	1600 / 1700 ^{h) g)}
Mass in running order	kg ^{c)}	1356



515 SG		
Total length	cm	751
Total width	cm	232
Sleeping spaces		4
Technically permitted total mass	kg	1600 / 1700 ^{h) g)}
Mass in running order	kg ^{c)}	1399



560 SKM		
Total length	cm	772
Total width	cm	250
Sleeping spaces		5
Technically permitted total mass	kg	1700 ^{g)}
Mass in running order	kg ^{c)}	1507

APERO

Layouts and dimensions



Scan QR code
to watch a film about the Apero

Dimensions and weights of all model ranges and models from page 84
Explanation of the symbols on page 87

***A wide selection
to feel great in***



BIANCO

***Natural colours
for casual flair***

BIANCO SELECTION 515 SG / *Alicante*



ACTIV 515 SD / Zingaro

On your marks, get set, go!

A very large selection of seating suites – including the popular middle seating suite.



SELECTION 515 SKM / Zingaro



BIANCO

ACTIV 390 FHS / *Alicante*



BIANCO SELECTION 515 SKM



SELECTION 515 SKM

Enough space for dreams

A variety of beds including double beds, single beds, and six-floor plans with bunk beds.



SELECTION 515 SG



ACTIV 515 SD



SELECTION 515 SKM



ACTIV 390 FHS

BIANCO

Cooking is really fun here

Thanks to modern kitchen fittings, no one has to wait long for their food.



SELECTION 515 SG



ACTIV 515 SD



BIANCO

Quality in series

Living room/sleeping area

- Furniture in "Tiberino decor"
- "Alicante" or "Zingaro" upholstery variants
- LED lighting
- Ceiling lamp (LED/12 V) with 2 circuits
- Folding sliding door*
- Clothes rack in the sleeping area*
- Lifting table in the round seating suite*
- Indirect lighting (LED)
- Slatted bed base with fully flexible and permanently elastic bridged joints and hardness adjustment (single and double beds)
- Reading spotlights (12 V) in the round seating suite*
- Reading spotlights (12 V) in the sleeping area
- Lift-O-Mat (single and double beds) *
- Mattresses: interior-sprung (single and double beds) *
- MINI/MIDI roof hood (Dometic) with crank, forced ventilation, integrated blackout pleated blind and roller fly screen*
- Ergonomically shaped back padding
- High-density seat upholstery
- Ventilated storage compartments with indirect ceiling lighting (LED)
- Carpet in the door sill with the Fendt-Caravan logo
- Vinyl flooring, hard-wearing, easy to care for
- Winter backrests

Kitchen/bathroom

- Waste collector integrated into the entrance door*
- Workplace lighting (LED)
- Oven with grill (gas)***
- Bathroom lighting (LED/12 V)
- Cutlery inserts with a soft-touch surface
- Shower cubicle*
- Towel/clothes hooks and toilet paper holder*
- Stove with safety pilot and automatic ignition (3-burner) ***
- Stove (3-burner) with safety pilot, automatic ignition, matt, enamelled stove grate, glass cover and separate sink with glass cover*
- Kitchens with large drawer*
- Absorption refrigerator (98 l when freezer compartment is removed) that can be opened from both sides, with interior lighting*
- Absorption refrigerator (133 l when freezer compartment is removed), slim tower, that can be opened from both sides, with interior lighting*
- Brass mixer tap
- Central washrooms* with large wall units, generous shelves under the sink and an illuminated mirror
- Pleated roller blind on the kitchen window
- Mirror cabinet in the open bathroom*
- Stainless steel sink with glass cover
- Flush toilet with diode level indicator and holding tank (rollable)*
- Kitchen and bathroom storage compartments with soft-close hinges
- Washbasin in white with shelves, bathroom cabinet and illuminated mirror
- Washroom window, hinged, made of frosted glass with blackout roller blind and roller fly screen

Water

- Mobile waste water tank (24 L)
- Fresh water (fixed tank 10^d/25^e litres) with external filling *
- Fresh water (fixed tank 10^d/45^e litres) with external filling *
- Fresh water level indicator
- Truma-Therme 230 V water heating with mixer tap *

Multimedia

- TV cabling (230 V socket)

Technology/heating/air conditioning

- Truma S 3004 or S 5004 gas heaters with automatic ignition (Bianco Selection)*
- Smoke detector
- Switch on the entrance door for the ceiling light and awning light
- Switching power supply 350 W
- Fuse box (230 V) with residual current device (safety switch)
- Spotlight(s) (LED/12 V)
- 230 V sockets
- USB double socket(s)
- Warm air system with fan (1 x 12 V) (Bianco Selection)
- Hot water heating and hot water underfloor heating (Alde) ***

Additional standard fittings for the BIANCO ACTIV

- Truma Combi 4* or Combi 6* gas heaters with CP plus iNet ready digital control panel with air circulation and integrated hot water boiler (10-litre capacity)
- Side seat as a chest (can carry up to max 100 kg) *
- Lateral loading feature (with separate beds)*
- Increased load capacity due to reinforced chassis
- Lighting in the wardrobe with motion sensor

* certain models only *** ACTIV 720 SKDW
For an explanation of the symbols, see page 87

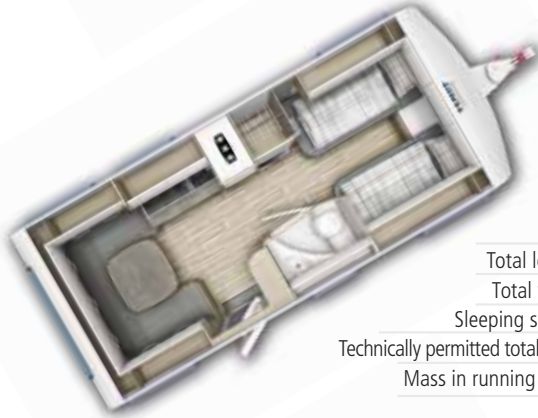
SELECTION



465 SFB	
Total length cm	703
Total width cm	232
Sleeping spaces	4
Technically permitted total mass kg	1500 g)
Mass in running order kg c)	1309



465 TG	
Total length cm	703
Total width cm	232
Sleeping spaces	4
Technically permitted total mass kg	1500 g)
Mass in running order kg c)	1299



515 SG	
Total length cm	751
Total width cm	232
Sleeping spaces	4
Technically permitted total mass kg	1600 / 1700 h) g)
Mass in running order kg c)	1418



515 SKM	
Total length cm	751
Total width cm	232
Sleeping spaces	5
Technically permitted total mass kg	1600 / 1700 h) g)
Mass in running order kg c)	1418



550 SKM	
Total length cm	772
Total width cm	232
Sleeping spaces	5
Technically permitted total mass kg	1700 g)
Mass in running order kg c)	1446



390 FHS	
Total length cm	603
Total width cm	232
Sleeping spaces	3
Technically permitted total mass kg	1500 g)
Mass in running order kg c)	1183



445 SFB	
Total length cm	677
Total width cm	232
Sleeping spaces	4
Technically permitted total mass kg	1500 g)
Mass in running order kg c)	1299

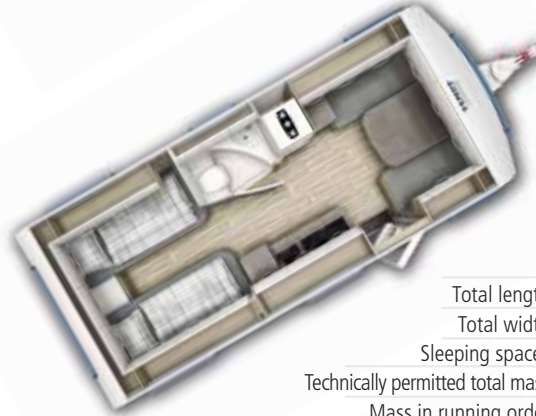


465 SFH	
Total length cm	703
Total width cm	232
Sleeping spaces	3
Technically permitted total mass kg	1600 / 1700 h) g)
Mass in running order kg c)	1365

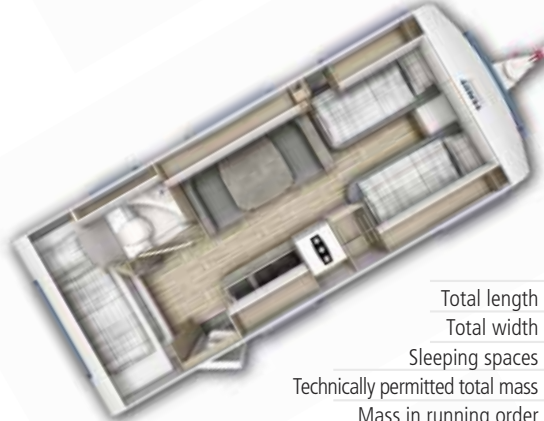
ACTIV



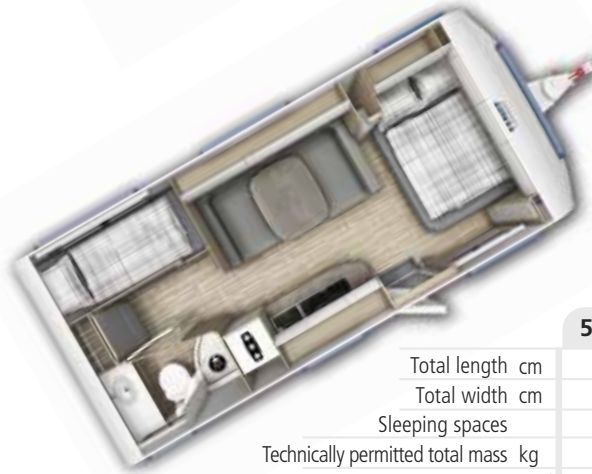
465 SGE	
Total length cm	703
Total width cm	232
Sleeping spaces	2
Technically permitted total mass kg	1600 / 1700 h) g)
Mass in running order kg c)	1366



515 SGE	
Total length cm	751
Total width cm	232
Sleeping spaces	4
Technically permitted total mass kg	1700 g)
Mass in running order kg c)	1435



550 KMG	
Total length cm	772
Total width cm	232
Sleeping spaces	5
Technically permitted total mass kg	1700 g)
Mass in running order kg c)	1472



560 SKM	
Total length cm	772
Total width cm	250
Sleeping spaces	5
Technically permitted total mass kg	1700 g)
Mass in running order kg c)	1532



515 SD	
Total length cm	751
Total width cm	232
Sleeping spaces	3
Technically permitted total mass kg	1700 g)
Mass in running order kg c)	1440



New layout 515 SKF	
Total length cm	751
Total width cm	232
Sleeping spaces	5
Technically permitted total mass kg	1700 g)
Mass in running order kg c)	1462



550 SD	
Total length cm	772
Total width cm	232
Sleeping spaces	4
Technically permitted total mass kg	1700 g)
Mass in running order kg c)	1455



720 SKDW	
Total length cm	923
Total width cm	250
Sleeping spaces	6
Technically permitted total mass kg	2200 g)
Mass in running order kg c)	1930




*Modern **trendsetter** on the go*



TENDENZA

***Clean lines –
modern ambience***

TENDENZA 550 SG / Cannes



TENDENZA 550 SG / Cannes

Pure relaxation

A seating experience with a lounge character or a classic, modern style.



465 SFB / Studio-Line Vivara



550 SG / Cannes



550 SG

Good morning!

All beds are equipped with high-quality 7-zone comfort foam mattresses. In the Tendenza, there are three models with a queen bed, which is easily accessible from three sides and offers a large lying surface.



550 SG



TENDENZA 465 SFB



TENDENZA 560 SFDW



Perfectly styled

Bright, friendly bathrooms where you can start the day fresh and end it recuperated.



465 SFB



550 SG



550 SG



550 SG



550 SG

Living room/sleeping area

- Furniture in "Noce Marche" decor
- "Cannes" or the "studio line Vivara" as upholstery variants
- Lighting in the wardrobe, with motion sensor
- LED lighting
- Ceiling lamp (LED/12 V) with 2 circuits, dimmable
- Single-leg lifting table in the round seating suite
- Folding sliding door
- Fly-screen door in the entrance area
- Clothes rack in the sleeping area
- Indirect lighting (LED)
- Slatted bed base with fully flexible and permanently elastic bridged joints and hardness adjustment (single and double beds)*
- Reading spotlights (12 V) in the round seating suite
- Reading spotlights (12 V) in the sleeping area
- Lift-O-Mat (single and double beds)
- Mattresses: comfort foam (7 zones) (single and double beds)
- MIDI roof hood (Dometic) with crank, forced ventilation, integrated blackout pleated blind and roller fly screen
- Ergonomically shaped back padding*
- Lounge-style back padding*
- High-density seat upholstery
- Ventilated storage compartments with indirect ceiling lighting (LED)
- Storage compartments with soft-close hinges
- Carpet in the door sill with the Fendt-Caravan logo
- Carpeted floor, bound at the edge and loosely laid
- Vinyl flooring, hard-wearing, easy to care for
- Winter backrests

Kitchen/bathroom

- Waste collector integrated into the entrance door
- Workplace lighting (LED)
- Oven with grill (gas)**
- Bathroom lighting (LED/12 V)
- Cutlery inserts with a soft-touch surface
- Shower cubicle*
- Towel/clothes hooks and toilet paper holder
- Stove with safety pilot and automatic ignition (3-burner)**
- Stove (3-burner) with safety pilot, automatic ignition, matt, enamelled stove grate, glass cover and separate sink with glass cover*
- Comfort pleated roller blind on the kitchen window
- Kitchens with large drawers
- Kitchen rear wall panelling with laminate decor
- Compressor refrigerator (154 l when freezer compartment is removed), slim tower, that can be opened from both sides, with interior lighting**
- Compressor refrigerator (177 l when freezer compartment is removed), slim tower, that can be opened from both sides, with interior lighting**
- Brass kitchen mixer tap*
- Central washrooms* with large wall units, generous shelves under the sink and an illuminated mirror
- Mirror cabinet in the open bathroom*
- Stainless steel sink with glass cover*
- Flush toilet with diode level indicator and holding tank (rollable) *

- Kitchen and bathroom storage compartments with soft-close hinges
- USB double socket in the kitchen
- Washbasin in solid surface material with shelves, bathroom cabinet and illuminated mirror*
- Washbasin in stainless steel* with shelves, bathroom cabinet and illuminated mirror
- Washroom window, hinged, made of frosted glass with blackout roller blind and roller fly screen

Water

- Mobile waste water tank (24 L)
- Fresh water (fixed tank 10^d/25^e) litres with external filling *
- Fresh water (fixed tank 10^d/45^e) litres with external filling *
- Fresh water level indicator

Multimedia

- TV cabling (230 V socket)

Technology/heating/air conditioning

- Truma Combi 4* or Combi 6 * gas heaters with CP plus iNET ready digital control panel with air circulation and integrated hot water boiler (10 l capacity)
- Fendt-CaravanCONNECT with app control
- Smoke detector
- Switch on the entrance door for the ceiling light and awning light
- Switching power supply 350 W
- Fuse box (230 V) with residual current device (safety switch)
- Spotlight(s) (LED/12 V)
- 230 V sockets
- USB double socket(s)
- Hot water heating and hot water underfloor heating (Alde) ***

* certain models only ** for 650 SFD, 650 SFDW

*** for 560 SFDW, 650 SFDW

For an explanation of the symbols, see page 87

TENDENZA

Quality in series



465 SFB		
Total length	cm	703
Total width	cm	232
Sleeping spaces		4
Technically permitted total mass	kg	1500 ^{g)}
Mass in running order	kg ^{c)}	1343



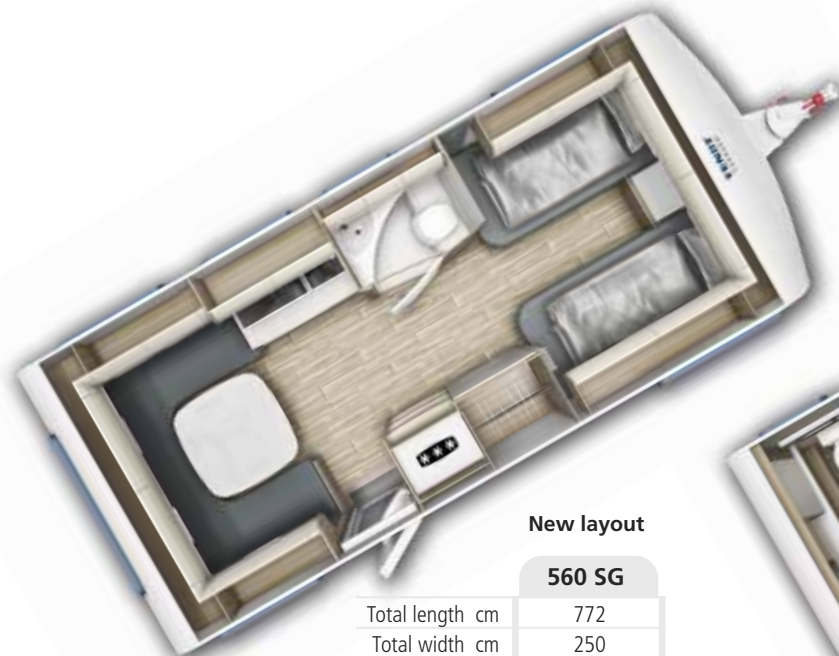
515 SG		
Total length	cm	751
Total width	cm	232
Sleeping spaces		4
Technically permitted total mass	kg	1700 ^{g)}
Mass in running order	kg ^{c)}	1448



New layout 550 SG		
Total length	cm	772
Total width	cm	232
Sleeping spaces		4
Technically permitted total mass	kg	1700 ^{g)}
Mass in running order	kg ^{c)}	1456



New layout 560 SFDW		
Total length	cm	772
Total width	cm	250
Sleeping spaces		4
Technically permitted total mass	kg	1800 ^{g)}
Mass in running order	kg ^{c)}	1570



New layout 560 SG		
Total length	cm	772
Total width	cm	250
Sleeping spaces		4
Technically permitted total mass	kg	1800 ^{g)}
Mass in running order	kg ^{c)}	1524



650 SFD		
Total length	cm	855
Total width	cm	250
Sleeping spaces		4
Technically permitted total mass	kg	2000 ^{g)}
Mass in running order	kg ^{c)}	1741



650 SFDW		
Total length	cm	855
Total width	cm	250
Sleeping spaces		4
Technically permitted total mass	kg	2200 ^{g)}
Mass in running order	kg ^{c)}	1793

Scan QR code
and watch a film on the Tendenza



TENDENZA

Layouts and dimensions

Dimensions and weights of all model ranges and models from page 84
Explanation of the symbols on page 87

Unique in every way



DIAMANT

***Timelessly elegant
ambience***

DIAMANT 560 SD / Faro



Zingst leather upholstery (optional at extra cost)

650 SGD / Zingst



560 SG / Salina

Like sitting on cloud nine

The seating suites in the Diamant have exclusive interior-sprung upholstery, while height-adjustable headrests provide exceptional comfort while sitting. The Skylight panoramic roof hood floods the living area with bright daylight, while, at night, the integrated LED lighting ensures sufficient brightness.



DIAMANT

560 SD / Zingst



560 SD



DIAMANT

560 SD

Dreaming is desired

Beds with comfortable 7-zone climate control foam mattresses pamper you every night.



560 SG

73



DIAMANT

560 SD



560 SD



560 SD

Five-star kitchen

Modern appliances, such as a state-of-the-art oven, impress even savvy chefs. Large slim-tower refrigerators are true miracles when it comes to cool space-saving.



560 SG



560 SG



Living room/sleeping area

- Furniture in "Rovero Castello" decor
- "Faro" or "Salina" upholstery variants as well as "Zingst" leather upholstery (optional extra)
- Lighting (rechargeable) in the wardrobe, with motion sensor
- LED lighting
- Decorative package (2 cushions/2 placemats)
- Single-leg lifting table in the round seating suite
- Folding sliding door*
- Fly-screen door in the entrance area
- Clothes rack in the sleeping area
- Wooden sliding door*
- Indirect lighting (LED)
- Headrests in the seating suite, height adjustable
- Slatted bed base with fully flexible and permanently elastic bridged joints and hardness adjustment (single and French beds)
- Reading spotlights (12 V) in the round seating suite
- Reading spotlights (12 V) in the sleeping area
- Lift-O-Mat (single and double beds)
- Mattresses: climate-controlled comfort foam (7 zones) (single/double beds)
- MIDI roof hood (Dometic) with crank, forced ventilation, integrated blackout pleated blind and roller fly screen integrated in a Skylight panoramic roof hood
- Skylight panoramic roof hood with lighting (LED)
- Ergonomically shaped back padding
- Seat upholstery with sprung interior in comfort quality
- High-density seat upholstery
- Soft roller blinds with pleated fabric (blackout roller blind from below)
- Ventilated storage compartments with indirect ceiling lighting (LED)
- Storage compartments with soft-close hinges
- Carpet in the door sill with the Fendt-Caravan logo
- Carpeted floor, bound at the edge and loosely laid
- Vinyl flooring, hard-wearing, easy to care for
- Winter backrests

Kitchen/bathroom

- Waste collector integrated into the entrance door
- Workplace lighting (LED)
- Oven with grill (gas)
- Bathroom lighting (LED/12 V)
- Cutlery inserts with a soft-touch surface
- Shower cubicle**
- Towel/clothes hooks and toilet paper holder
- Stove with safety pilot and automatic ignition (3-burner)
- Comfort pleated roller blind on the kitchen window
- Kitchens with large drawers
- Backlit kitchen rear wall panelling in a glass look
- Compressor refrigerator (154 l when freezer compartment is removed), slim tower, that can be opened from both sides, with interior lighting*
- Compressor refrigerator (177 l when freezer compartment is removed), slim tower, that can be opened from both sides, with interior lighting*
- Central washrooms* with large wall units, generous shelves under the sink and an illuminated mirror
- Stainless steel sink with glass cover

- Flush toilet with diode level indicator and holding tank (rollable)
- Kitchen and bathroom storage compartments with soft-close hinges
- Washbasin in solid surface material* with shelves, bathroom cabinet and illuminated mirror
- Washroom window, hinged, made of frosted glass with blackout roller blind and roller fly screen

Water

- Mobile waste water tank (24 L)
- Fresh water (fixed tank 10^d/45^e litres) with external filling
- Fresh water level indicator

Multimedia

- Sky TV bracket with articulated arm
- TV cabling (230 V socket)

Technology/heating/air conditioning

- Electric floor temperature control (in the temperature-controlled area)
- Truma Combi 6 gas heaters with CP plus iNET ready digital control panel with air circulation and integrated hot water boiler (10 l capacity)
- Fendt-CaravanCONNECT with app control
- Smoke detector
- Switch on the entrance door for the ceiling light and awning light
- Switching power supply 350 W
- Fuse box (230 V) with residual current device (safety switch)
- Spotlight(s) (LED/12 V)
- 230 V sockets
- USB double socket(s)

* Certain models only ** for 560 SD and 650 SGD
For an explanation of the symbols, see page 87



New layout

560 SD

Total length	cm	771
Total width	cm	250
Sleeping spaces		4
Technically permitted total mass	kg	1900 / 2000 ^{h) g)}
Mass in running order	kg ^{e)}	1628



560 SG

Total length	cm	771
Total width	cm	250
Sleeping spaces		4
Technically permitted total mass	kg	1900 / 2000 ^{h) g)}
Mass in running order	kg ^{e)}	1641



650 SGD

Total length	cm	860
Total width	cm	250
Sleeping spaces		4
Technically permitted total mass	kg	2200 ^{g)}
Mass in running order	kg ^{e)}	1897

Scan the QR code and watch a film about the Diamant



DIAMANT

Layouts and dimensions

Dimensions and weights of all model ranges and models from page 84
Explanation of the symbols on page 87

Individual accessories (* additional equipment, subject to a fee)



Combi 4 E * or 6 E heaters * (only possible as an optional extra with Combi 4 and Combi 6 as the basic equipment)

Warm air flows into the vehicle via four air outlets and is evenly distributed – providing a perfect feel-good climate. Design includes integrated electric heating elements and also works with an empty water tank. FrostControl drain valve installed, and simple to operate via the "CP plus iNet ready" digital control panel or via "Fendt-CaravanCONNECT".

Bicycle rack for the drawbar (Thule) *

Foldable, suitable for 2 bicycles or 2 e-bikes, loads up to 60 kg, equipped with a comfort locking device and a bicycle mount lock to protect against theft.

Air conditioning *

Impresses thanks to the individual settings options: the outlets can be adjusted in a multitude of ways so that the cool air flows where it is needed. Excellent cooling performance and fast dehumidification, simple to control via "CP Plus" or via "Fendt-CaravanCONNECT".



APERO / BIANCO / TENDENZA / DIAMANT



External gas outlet *

Enables external gas-based appliances to be connected, such as gas grills or gas lamps.



Universal awning outlet *

For supply of electricity outside the caravan (230 V/12 V and TV connection).



City water connection *

With pressure reduction and a 45-litre fresh water tank, for direct connection to the public water network.



"Sky" TV bracket * (as standard in the Diamant)

TV wall bracket, lockable, with twist and swivel options for comfortably watching TV in various positions.



ATC 2.0 trailer control *

This anti-skid system makes driving even more comfortable and safe – the sensors detect even the smallest of skidding movements and compensate for these automatically.



Sleep World packages *

Includes: fitted sheet, 2 pillows, 2 duvets and a 2-part cover set.

Battery packs * (not illustrated)

This way, the caravan can also function away from the campsite for short periods. Different variants with 55 Ah or 75 Ah batteries and a charging booster for charging while driving are available.



Fullstop mechanical anti-theft protection *

Simple and effective, this anti-theft device protects the caravan from unauthorised access. This engine immobiliser is quick and easy to install.

For an explanation of the symbols,
see page 87

APER0

		465 SFB	465 TG	495 SFB	495 SG	495 SKM	515 SG	560 SKM
Total length	cm	703	703	722	722	722	751	772
Body length	cm	589	589	607	607	607	637	657
Usable length	cm	507	507	526	526	526	556	576
Total width	cm	232	232	232	232	232	232	250
max. Height	cm	266	266	266	266	266	266	266
Headroom	cm	198	198	198	198	198	198	198
Sleeping spaces		4	4	4	4	5	4	5
Bed surface at front	cm	140 x 200	2 x 85 x 200	140 x 205	112/116 x 210	140 x 208	1x85x190/1x85x200	140 x 200
Bed surface at rear	cm	144/141 x 210	127/115 x 210	157/132 x 210	1x85x190/1x85x200	80 x 210	136/141 x 210	75 x 192
Bed surface in middle	cm	-	-	-	-	96 x 179	-	110/117 x 200
Bunk bed surface	cm	-	-	-	-	72 x 202	-	75 x 190
Technically permitted total mass	kg	1500 ^{a)}	1500 ^{a)}	1600 / 1700 ^{b)} ^{a)}	1600 / 1700 ^{b)} ^{a)}	1600 / 1700 ^{b)} ^{a)}	1600 / 1700 ^{b)} ^{a)}	1700 ^{a)}
Dead weight	kg ^{b)}	1233	1237	1305	1321	1308	1351	1467
Basic equipment	kg ^{a)}	48	48	48	48	48	48	40
Mass in running the road	kg ^{c)}	1281	1285	1353	1369	1356	1399	1507
Vehicle load capacity	kg ca.	219	215	247 / 347 ^{b)}	231 / 331 ^{b)}	244 / 344 ^{b)}	201 / 301 ^{b)}	193
Floor/roof/wall thickness	mm	47 / 39 / 31	47 / 39 / 31	47 / 39 / 31	47 / 39 / 31	47 / 39 / 31	47 / 39 / 31	47 / 39 / 31
Tyres	ⁱ⁾	205/65 R 15	205/65 R 15	195/70 R 15 C	195/70 R 15 C	195/70 R 15 C	195/70 R 15 C	195/70 R 15 C
Single/tandem axle		1	1	1	1	1	1	1
Awning circumference	cm ^{v)}	969	969	982 ^{p)}	982 ^{p)}	982 ^{p)}	1017 ⁿ⁾ ^{r)}	1029 ^{o)} ^{s)}

BIANCO ACTIV

		390 FHS Activ	445 SFB Activ	465 SFH Activ	465 SGE Activ	515 SD Activ	515 SGE Activ
Total length	cm	603	677	703	703	751	751
Body length	cm	488	562	589	589	637	637
Usable length	cm	407	481	507	507	556	556
Total width	cm	232	232	232	232	232	232
max. Height	cm	266	266	266	266	266	266
Headroom	cm	198	198	198	198	198	198
Sleeping spaces		3	4	3	2	3	4
Bed surface at front	cm	140 x 200	140 x 210	130/118 x 210	2 x 85 x 200	140/102 x 210	140/121 x 210
Bed surface at rear	cm	106/87 x 193	137/133 x 210	140 x 200	-	140 x 200	2 x 85 x 200
Bed surface in middle	cm	-	-	-	-	-	-
Bunk bed surface	cm	-	-	-	-	-	-
Technically permitted total mass	kg	1500 ^{a)}	1500 ^{a)}	1600 / 1700 ^{b)} ^{a)}	1600 / 1700 ^{b)} ^{a)}	1700 ^{a)}	1700 ^{a)}
Dead weight	kg ^{b)}	1130	1246	1312	1313	1395	1382
Basic equipment	kg ^{a)}	53	53	53	53	45	53
Mass in running the road	kg ^{c)}	1183	1299	1365	1366	1440	1435
Vehicle load capacity	kg ca.	317	201	235 / 335 ^{b)}	234 / 334 ^{b)}	260	265
Floor/roof/wall thickness	mm	47 / 39 / 31	47 / 39 / 31	47 / 39 / 31	47 / 39 / 31	47 / 39 / 31	47 / 39 / 31
Tyres	ⁱ⁾	205/65 R 15	205/65 R 15	195/75 R 15 C	195/70 R 15 C	195/70 R 15 C	195/70 R 15 C
Single/tandem axle		1	1	1	1	1	1
Awning circumference	cm ^{v)}	864	943	969	969	1017 ⁿ⁾ ^{r)}	1017 ⁿ⁾ ^{r)}

BIANCO SELECTION

		465 SFB Selection	465 TG Selection	515 SG Selection	515 SKM Selection	550 SKM Selection
Total length	cm	703	703	751	751	772
Body length	cm	589	589	637	637	657
Usable length	cm	507	507	556	556	576
Total width	cm	232	232	232	232	232
max. Height	cm	266	266	266	266	266
Headroom	cm	198	198	198	198	198
Sleeping spaces		4	4	4	5	5
Bed surface at front	cm	140 x 200	2 x 85 x 200	1x85x190/1x85x200	140 x 208	140 x 200
Bed surface at rear	cm	144/142 x 210	127/115 x 210	142/134 x 210	80 x 210	80 x 210
Bed surface in middle	cm	-	-	-	96 x 195	100 x 185
Bunk bed surface	cm	-	-	-	72 x 202	72 x 202
Technically permitted total mass	kg	1500 ^{a)}	1500 ^{a)}	1600 / 1700 ^{b)} ^{a)}	1600 / 1700 ^{b)} ^{a)}	1700 ^{a)}
Dead weight	kg ^{b)}	1261	1251	1370	1370	1398
Basic equipment	kg ^{a)}	48	48	48	48	48
Mass in running the road	kg ^{c)}	1309	1299	1418	1418	1446
Vehicle load capacity	kg ca.	191	201	182 / 282 ^{b)}	182 / 282 ^{b)}	254
Floor/roof/wall thickness	mm	47 / 39 / 31	47 / 39 / 31	47 / 39 / 31	47 / 39 / 31	47 / 39 / 31
Tyres	ⁱ⁾	205/65 R 15	205/65 R 15	195/70 R 15 C	195/70 R 15 C	195/70 R 15 C
Single/tandem axle		1	1	1	1	1
Awning circumference	cm ^{v)}	969	969	1017 ⁿ⁾ ^{r)}	1017 ⁿ⁾ ^{r)}	1030

BIANCO ACTIV

		515 SKF Activ	550 KMG Activ	550 SD Activ	560 SKM Activ	720 SKDW Activ
Total length	cm	751	772	772	772	923
Body length	cm	637	657	657	657	809
Usable length	cm	556	576	576	576	727
Total width	cm	232	232	232	250	250
max. Height	cm	266	266	266	266	265
Headroom	cm	198	198	198	198	198
Sleeping spaces		5	5	4	5	6
Bed surface at front	cm	140 x 210	1x85x190/1x85x200	140/121 x 210	140 x 200	153/151 x 218
Bed surface at rear	cm	80 x 210	80 x 210	140 x 200	75 x 192	80 x 230
Bed surface in middle	cm	96 x 210	96 x 179	-	110/117 x 200	150 x 205
Bunk bed surface	cm	72 x 202	72 x 202	-	75 x 190	72 x 212
Technically permitted total mass	kg	1700 ^{a)}	1700 ^{a)}	1700 ^{a)}	1700 ^{a)}	2200 ^{a)}
Dead weight	kg ^{b)}	1409	1419	1410	1487	1885
Basic equipment	kg ^{a)}	53	53	45	45	45
Mass in running the road	kg ^{c)}	1462	1472	1455	1532	1930
Vehicle load capacity	kg ca.	238	228	245	168	270
Floor/roof/wall thickness	mm	47 / 39 / 31	47 / 39 / 31	47 / 39 / 31	47 / 39 / 31	47 / 39 / 31
Tyres	ⁱ⁾	195/70 R 15 C	195/70 R 15 C	195/70 R 15 C	195/70 R 15 C	195/65 R 15
Single/tandem axle		1	1	1	1	2
Awning circumference	cm ^{v)}	1017 ⁿ⁾ ^{r)}	1030	1030	1029 ^{o)} ^{s)}	1206 ^{u)}

TENDENZA

		465 SFB	515 SG	550 SG	560 SFDW	560 SG	650 SFD	650 SFDW
Total length	cm	703	751	772	772	772	855	855
Body length	cm	589	637	657	657	657	741	741
Usable length	cm	507	556	576	576	576	659	659
Total width	cm	232	232	232	250	250	250	250
max. Height	cm	266	266	266	266	266	265	265
Headroom	cm	198	198	198	198	198	198	198
Sleeping spaces		4	4	4	4	4	4	4
Bed surface at front	cm	140 x 200	1x85x190/1x85x200	1x85x210/1x85x200	141/121 x 224	1x90x210/1x90x200	162/151 x 230	162/151 x 224
Bed surface at rear	cm	144/142 x 210	137/142 x 210	152/142 x 210	150 x 190	152/142 x 230	-	-
Bed surface in middle	cm	-	-	-	-	-	190 x 150	190 x 150
Bunk bed surface	cm	-	-	-	-	-	-	-
Technically permitted total mass	kg	1500 ^{a)}	1700 ^{a)}	1700 ^{a)}	1800 ^{a)}	1800 ^{a)}	2000 ^{a)}	2200 ^{a)}
Dead weight	kg ^{b)}	1290	1395	1403	1517	1471	1696	1748
Basic equipment	kg ^{a)}	53	53	53	53	53	45	45
Mass in running the road	kg ^{c)}	1343	1448	1456	1570	1524	1741	1793
Vehicle load capacity	kg ca.	157	252	244	230	276	259	407
Floor/roof/wall thickness	mm	47 / 39 / 31	47 / 39 / 31	47 / 39 / 31	47 / 39 / 31	47 / 39 / 31	47 / 39 / 31	47 / 39 / 31
Tyres	ⁱ⁾	205/65 R 15	195/70 R 15 C	195/70 R 15 C	205/70 R 15 C	205/70 R 15 C	185/65 R 14	195/65 R 15
Single/tandem axle		1	1	1	1	1	2	2
Awning circumference	cm ^{v)}	969	1017 ⁿ⁾ ⁱ⁾	1030	1034 ^{a)}	1034 ^{a)}	1119 ^{u)}	1126

DIAMANT

		560 SD	560 SG	650 SGD
Total length	cm	771	771	860
Body length	cm	656	656	746
Usable length	cm	563	563	654
Total width	cm	250	250	250
max. Height	cm	266	266	265
Headroom	cm	198	198	198
Sleeping spaces		4	4	4
Bed surface at front	cm	144/118 x 230	2 x 90 x 200	178/146 x 230
Bed surface at rear	cm	155 x 195	146/148 x 230	2 x 90 x 205
Bed surface in middle	cm	-	-	-
Bunk bed surface	cm	-	-	-
Technically permitted total mass	kg	1900 / 2000 ^{h)} ^{a)}	1900 / 2000 ^{h)} ^{a)}	2200 ^{a)}
Dead weight	kg ^{b)}	1583	1588	1844
Basic equipment	kg ^{a)}	45	53	53
Mass in running the road	kg ^{c)}	1628	1641	1897
Vehicle load capacity	kg ca.	272 / 372 ^{h)}	259 / 359 ^{h)}	303
Floor/roof/wall thickness	mm	47 / 39 / 31	47 / 39 / 31	47 / 39 / 31
Tyres	ⁱ⁾	215/70 R 15 C	215/70 R 15 C	195/65 R 15
Single/tandem axle		1	1	2
Awning circumference	cm ^{v)}	1027	1027	1116



+++ **12-year warranty on the imperviousness of the body connections: this warranty is only valid in connection with the annual, fee-based inspection carried out at your authorised Fendt Caravan dealer** +++
Certified to ISO 9001:2015 +++ Environmental management certification according to ISO 14001:2015 + ++ Metallic paintwork +++ 47 mm floor thickness for optimal insulation values +++ Drain cocks for convenient emptying of the water pipes +++ Solid, screwed connections +++ Two-part sidewall panel +++ Sturdy furniture made of multi-glued plywood +++ Extra robust hinges, positioners and locks +++ 2-pole residual current device/safety switch with 30mA

Legend:

- a) 100% filled aluminium gas cylinder (11 kg), fresh water tank with 10-litre "when-driving" fill level, 100% filled toilet flushing tank, 100% filled water heater
- b) The dead weight reflects the vehicle weight with standard fittings without water, gas or other accessories
- c) The mass in running order was determined according to Regulation (EU) No 1230/2012, taking into account the "when-driving" fill level of the fresh water tank, the 100% filled toilet flushing tank, the 100% filled water heater, and a 100% filled aluminium gas cylinder (11 kg)
- d) Fresh water tank capacity within the meaning of Annex V, part A, no.2.6 fn (h) of Regulation (EU) 1230/2012, taking into account the movement limitation (discharge nozzle on the fresh water tank) 10 l ("when driving" fill level)
- e) Capacity of the fresh water tank max. 25 litres or 45 litres, taking into account the discharge nozzle on the fresh water tank
- g) Additional weight variants are possible by installing a new chassis – your Fendt Caravan dealer will be happy to provide you with information
- h) Increased load capacity
- i) Alternative tyre sizes are permitted to the manufacturer
- n) For weight variant 1800 kg: awning circumference 1015 cm
- o) For weight variant 1800 kg: awning circumference 1034 cm
- p) For weight variant 1900/2000 kg: awning circumference 987 cm
- r) For weight variant 1900/2000 kg: awning circumference 1019 cm
- s) For weight variant 1900/2000 kg: awning circumference 1039 cm
- t) For weight variant 2400/2500 kg: awning circumference 1196 cm
- u) For weight variant 2200/2400/2500 kg: awning circumference 1126 cm
- v) The specification of this circumference may not be sufficient to select the appropriate awning, under certain circumstances. The specified circumference only applies to awnings that are fully drawn into the existing keder strip of the caravan. The circumference may vary due to special equipment, tire size and load. We recommend measuring the caravan individually in each case in order to determine an exact circumference appropriate for the type of awning

Important information:

The catalogue and the price list reflect the status of the series at the time of printing. Despite the contents having been checked, printing errors cannot be ruled out. Over the course of the model year, we reserve the right to make changes to the equipment and fittings and product improvements. Differences in colour due to printing and photography cannot be completely ruled out.

The models depicted in the catalogue and in the price list sometimes contain special fittings or decorations that are not part of the standard scope of delivery. Where weights are specified, deviations of up to +/- 5 percent are possible due to the processing of natural materials. When accessories are installed, the mass in running order is increased.

Attachments to the vehicle may influence the drawbar load. All dimensions are non-binding and may be subject to minor changes.

Information on masses and weights is given in accordance with Regulation (EU) 1230/2012, unless otherwise specified in the catalogue, including technical specifications and price list.

Caution: Axle and drawbar loads must be observed, and the technically permissible overall mass be adhered to. Adherence to the permissible masses and loads is to be ensured by distributing the load throughout the vehicle. Fittings and equipment may influence the payload or vehicle load capacity by increasing/decreasing the dead weight. It should be noted that this can reduce the vehicle load capacity, depending on the fittings and equipment. The vehicle load capacity corresponds to the difference between the technically permissible total mass and the mass in running order. This value must take into account the masses for special accessories and personal equipment.

The technically permissible total mass in the loaded state must never be exceeded. Please ask your Fendt Caravan dealer if necessary.

We reserve the right to make changes to prices, constructional details and fittings.

Dimensions and weights

FENDT

CARAVAN

Fendt-Caravan GmbH • Postfach 1135 • D-86689 Mertingen
Tel.+49 (0) 90 78 / 96 88 - 0 • Fax +49 (0) 90 78 / 96 88 - 406



2023

www.fendt-caravan.com (Find us on Facebook, Instagram, YouTube)